

Port Authority® Adjustable Mesh Back Cap C911

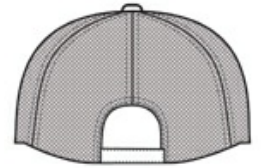


A soft, low-profile closure ensures this ultra-breathable cap is extra comfortable.

- Fabric: 100% cotton twill front panels; 100% polyester mesh mid and back panels
- Structure: Structured
- Profile: Mid
- Closure: Low-profile hook and loop




front



back

HOW TO MEASURE











HATS

Measure the circumference around the head, above the eyebrow and at the widest part of the head. Divide number by 3.14 for hat size.

SIZE CHART

	OSFA
Hats	N/A

COLOR INFORMATION

							
Black PMS NTR BLACK CPMS 137 C	California Gold PMS 426 C	Carbon Grey PMS 426 C	Chili Red PMS 201 C	Radiant Royal PMS 7687 C	Sage Green PMS 417 C	True Navy PMS 532 C	White PMS WHITE